

STONE




Exceeding The Limits To Always Get The Best

800 MM X 3000 MM
15 MM THICK



CONNECTING THE VALUE OF SLAB



- LUXURY STONES




CONTINUA+ is the most efficient, highest-productivity technology for the accurately managed manufacture of ceramic slabs and tiles, also producible with traditional bodies. The slabs are, in fact, formed without using a traditional press or mould, ensuring maximum flexibility in terms of size and thickness.



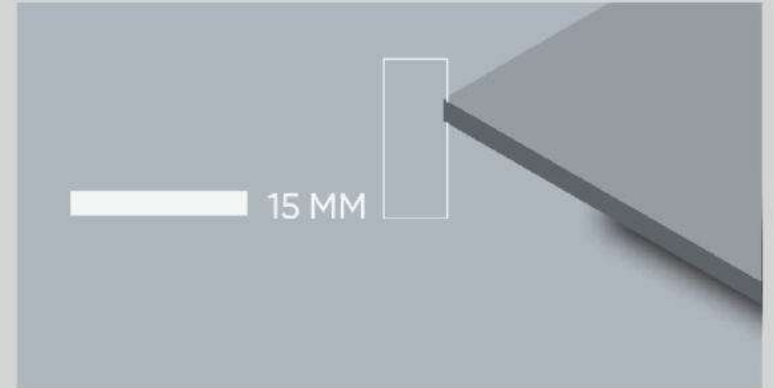
CONTINUA+ seamlessly integrates the powder forming phase and subsequent digital decoration. The key strengths of this exclusive process are high quality texturing and unrivalled surface shine.

STONE

PRODUCT
Formats



SLAB SIZE




The thicknesses are one of the most important elements characterizing ibis.


15 mm is set aside for the most demanding product applications such as kitchen countertops.

STONE


EDGE Profiles



Double straight rounded edge




Rounded straight edge



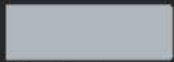
Half bullnose




Full bullnose




Demi bullnose




Micro bevel



Straight squared edge



Double straight squared edge



Rounded edge at 45°



Squared edge at 45°

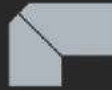
Giving a nice trim to the edges of the tiles adds to its beauty.

As these tiles are of the good thickness of 15mm it is possible to shape its edges in different styles and create aesthetically rich countertops for your space.

JOINT POSSIBILITIES



Birds beak



45° corner



Soft corner



STONE

White




Black



Green



Blue



Our collections offer professional-grade performance while seamlessly blending the latest innovations with a premium design aesthetic that is crafted with authentic, high-quality materials.

The Functionality of
The Residential Kitchen

Elevating Classic Style
for Today's Homeowner

Leading Edge Design
and Innovation

PRODUCT Range



Marquina Nero



Agata Blue



Amazonite



Arabescato Gold



Bianco Extra



Calcatta Ultra



Statuario Altissimo




Statuario Pearl




Statuario Unico



Jet Black



Pearl White



Wall Street Grey

PRODUCT Finishes

CLAS STONE

Gloss is an optical property which indicates how well a surface reflects light in a specular (mirror-like) direction.



STONE

- LUXURY STONES -

APPLICATION Areas

KITCHEN COUNTERTOP



DINING TABLE



LIVING ROOM



FURNITURE



STAIRCASE



OFFICE TABLE



TABLE TOP



DOOR \ WINDOW
FRAME



TECHNICAL Features

LIGHTWEIGHT



WATERPROOF



RESISTANT TO SCRATCHES



RESISTANT TO HIGH
TEMPERATURES



EASY TO CLEAN



RESISTANT TO BENDING



100% NATURAL



RECYCLABLE



HYGIENIC



RESISTANT TO UV RAYS



STONE



MARQUINA NERO


BODY
BLACK BODY

FINISH
GLOSSY

SIZE
800x3000 MM

THICKNESS
15 MM

STONE



AGATA BLUE


BODY
BLUE BODY

FINISH
GLOSSY

SIZE
800x3000 MM

THICKNESS
15 MM

STONE



AMAZONITE

BODY
LIGHT GREEN BODY

FINISH
GLOSSY

SIZE
800x3000 MM

THICKNESS
15 MM

STONE



BIANCO EXTRA

BODY
WHITE BODY

FINISH
GLOSSY

SIZE
800 X 3000 MM

THICKNESS
15 MM

STONE



STATUARIO ALTISSIMO

BODY
WHITE BODY

FINISH
GLOSSY

SIZE
800x3000 MM

THICKNESS
15 MM

STONE



STATUARIO ALTISSIMO


BODY
WHITE BODY

FINISH
MATT

SIZE
800x3000 MM

THICKNESS
15 MM

STONE



PEARL WHITE

BODY
FULL BODY

FINISH
GLOSSY

SIZE
800x3000 MM

THICKNESS
15 MM

STONE



NATURAL PINE LIGHT

BODY
ORANGE BODY

FINISH
MATT

SIZE
800x3000 MM

THICKNESS
15 MM

STONE



LIGHT VENEER

BODY
IVORY BODY

FINISH
MATT

SIZE
800x3000 MM

THICKNESS
15 MM

STONE



CEMENT FEEL

BODY
WALL STREET GREY BODY

FINISH
MATT

SIZE
800x3000 MM

THICKNESS
15 MM

STONE



PIETRA GREY

BODY
WALL STREET GREY BODY

FINISH
MATT

SIZE
800x3000 MM

THICKNESS
15 MM

STONE



JET BLACK

BODY
FULL BODY

FINISH
GLOSSY & MATT

SIZE
800x3000 MM

THICKNESS
15 MM